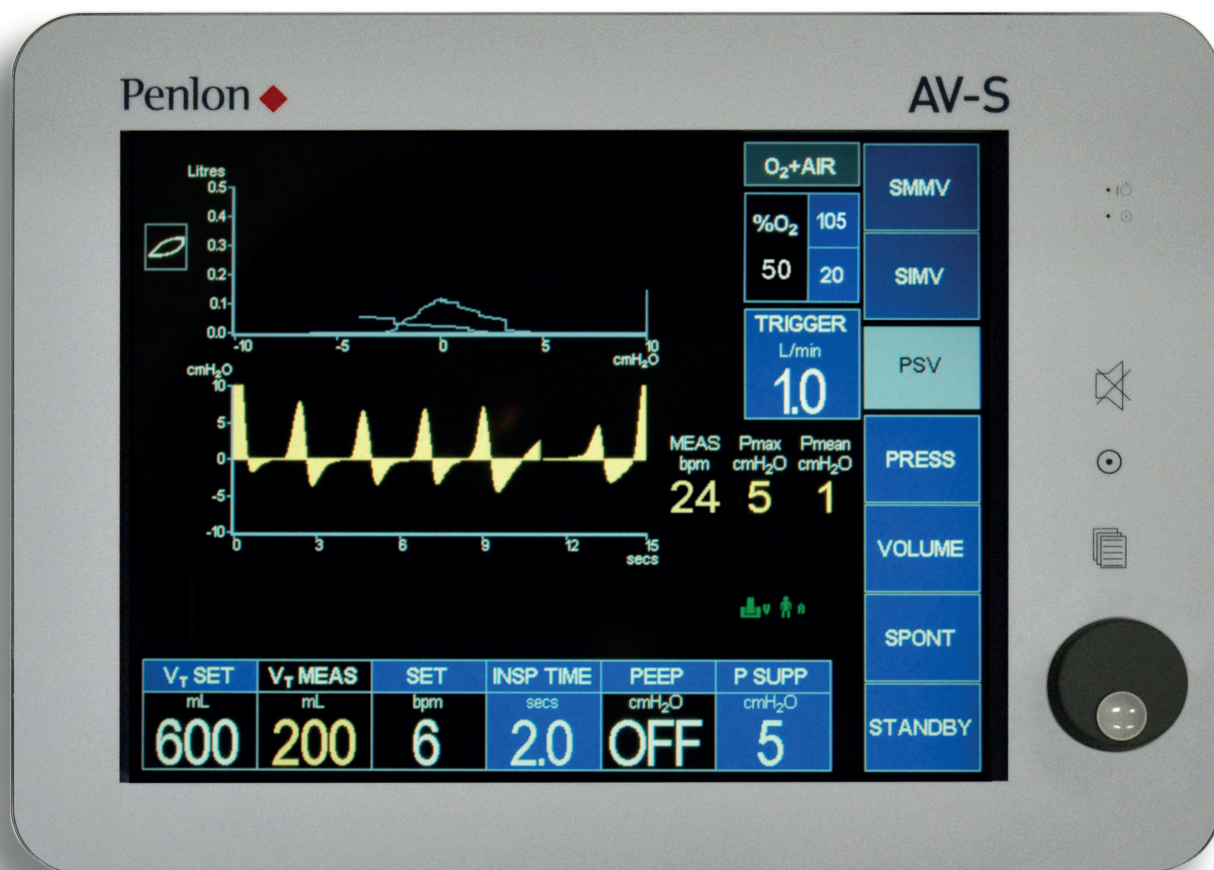


Penlon AV-S Ventilator

ANAESTHESIA SOLUTIONS

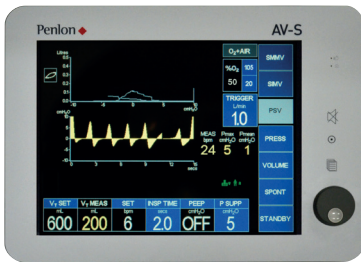
MADE IN UK 

- ◆ Combines sophistication and ease of use
- ◆ 12" or 8.4" colour touchscreen display and com-wheel control
- ◆ Volume and Pressure ventilation, plus SMMV, SIMV, PSV, and PEEP
- ◆ Single/dual waveform display
- ◆ High quality, multi-option product with flexible specification



Penlon AV-S Ventilator

ANAESTHESIA SOLUTIONS



The AV-S Ventilator's intuitive user interface and comprehensive support modes provide the optimum therapy for adult, paediatric and neonatal patient profiles

- ◆ Volume, PCV, PSV, SIMV and SMMV modes
- ◆ Comprehensive printer/data outputs for networking and interfacing to patient monitors
- ◆ Integrated oxygen monitor and spirometry
- ◆ Inverse I:E Ratio capability
- ◆ Electronic PEEP
- ◆ Autoclavable latex free bellows
- ◆ Oxygen or Air drive gas
- ◆ 30 or 60 minutes battery backup options
- ◆ Selectable dual waveform display:
 - Pressure v. Time
 - Volume v. Time
 - Pressure v. Volume (for ventilation analysis) plus waveform freeze facility
- ◆ Save and recall function for user specific settings
- ◆ Adult, paediatric and site default settings
- ◆ 12" & 8.4" remote screen options
- ◆ 8.4" combined unit also available

Advanced Spontaneous Breathing Modes

The AV-S ventilator provides three support modes that can be utilised as the patient attempts to breathe spontaneously. Patient recovery is accelerated by use of these modes.

1 SIMV (Synchronised Intermittent Mandatory Ventilation)

Guarantees a minimum level of volume. SIMV allows spontaneous breaths and set mandatory breaths.

In a non-breathing patient a mandatory breath, at the end of the Trigger Window* will still be delivered at the preset volume and rate.

2 SMMV (Synchronised Mandatory Minute Ventilation)

Guarantees a set level of minute volume ventilation. SMMV allows spontaneous breaths, combined with a synchronised mandatory breath, to achieve the set minute volume.

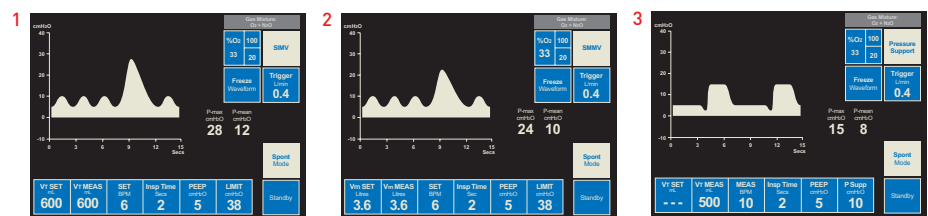
In a non-breathing patient a mandatory breath, at the end of the Trigger Window*, will still be delivered at the preset minute volume and rate

3 PSV (Pressure Supported Ventilation)

PSV assists each spontaneous breath with a preset pressure, thus reducing the effort required to breathe. Negative pressure[†] (generated by the patient's spontaneous breath) results in synchronised pressure support.

If the patient makes no attempt to breathe, the ventilator will not provide support and the apnoea alarm will be activated.

*Trigger Window = 60% of Cycle Time
†Negative relative to PEEP



Rx only



PenlonGlobal



company/penlon-ltd



PenlonGlobal



PenlonGlobal

Doc. No. AVS0925SL Rev. J / 18 February 2025. Penlon and AV-S are trademarks of Penlon Limited. All other trademarks are the property of their respective owners.



A Medcaptain Company

© Penlon Ltd. 2025 All rights reserved

Penlon Limited
Abingdon Science Park
Barton Lane, Abingdon
OX14 3NB, UK

General
t +44 (0) 1235 547000
w www.penlon.com

International Sales
t +44 (0) 1235 547001
e international.sales@penlon.com

UK Sales
t +44 (0) 1235 547036
e uk.sales@penlon.com

Technical Support
t +44 (0) 1235 547060
e tech.support@penlon.com

EC REP

OBELIS S.A.
Bd Général Wahis, 53
B-1030 Brussels
Belgium